

2023 Construction Outlook South Survey Results

Total Responses: 337. Responses varied for some questions. Percentages are based on responses to each question and may not sum to 100 due to rounding.

1. Compared to 2022, do you expect the available dollar value of projects you compete for in 2023 to be higher/lower/about the same?
Responses: 332

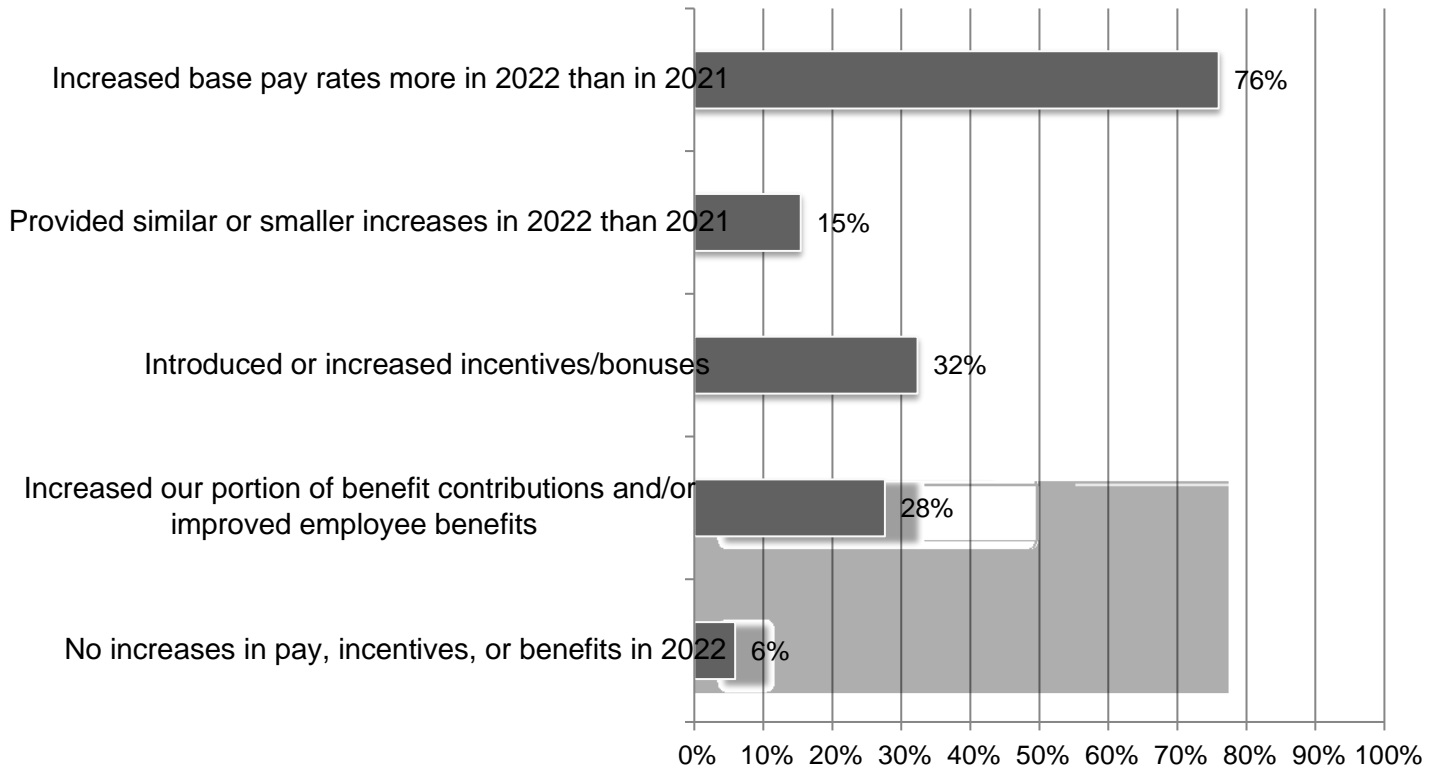
Market	Higher	Lower	Same	Net*	US Net
--------	--------	-------	------	------	--------

2. What percent change do you expect in your headcount in 2023? Responses 336

3. How would you describe your current situation in filling salaried and hourly craft positions?
Responses 335

4. Do you expect any changes in the availability of hourly craft or salaried personnel over the coming 12 months? Responses 337

5. What changes did your firm make in pay or benefits in 2022? (mark all that apply) Responses 337



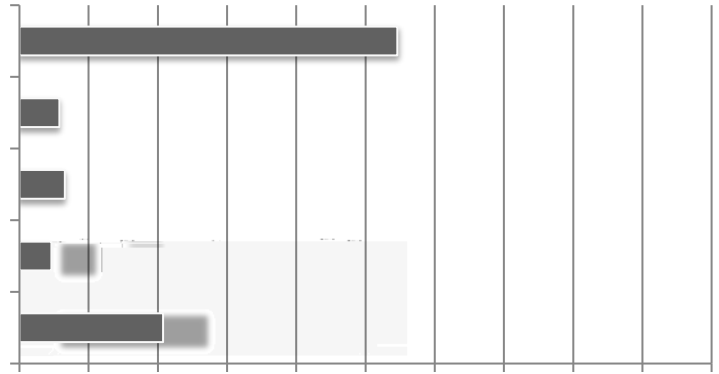
6. How has your firm responded to supply chain issues in 2022, if any? (mark all that apply) Responses 333

7. Do you anticipate purchasing/leasing new work vehicles or equipment in 2023? Responses337

8. What difference, if any, has the Infrastructure Investment and Jobs Act of 2021 (the "Bipartisan Infrastructure Law") made to your business? Responses334

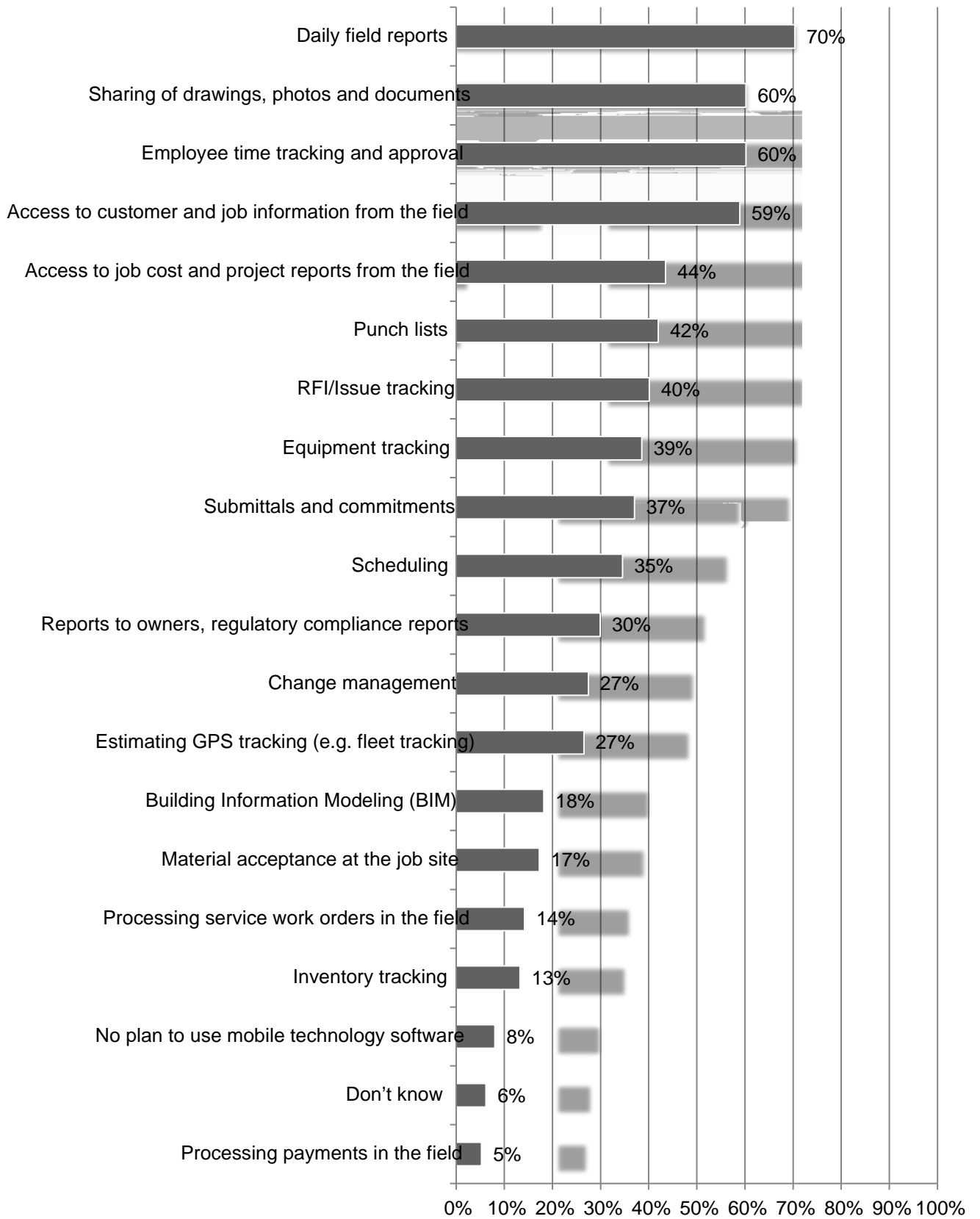
9. Did an owner postpone or cancel any projects that were scheduled to start in 2022 or 2023? (mark all that apply) Responses334

10. If projects were postponed or canceled, what was the main reason? Responses: 260



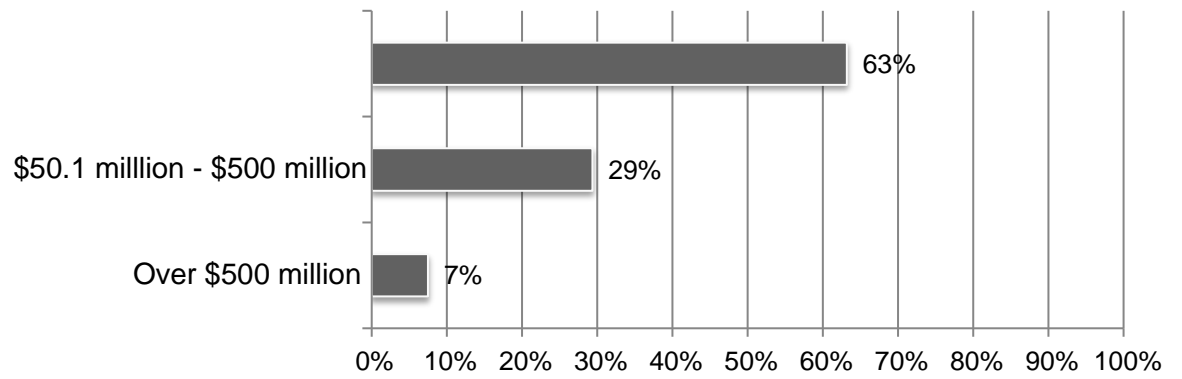
11. What are your biggest concerns for 2023? (mark all that apply) Responses: 335

14. How does your company plan to use mobile software technology? (mark all that apply) Responses: 324



17. Does your firm use cloud

20. Estimate the total dollar amount of work your firm performed in 2022 Responses: 334



21. How many total employees does your firm employ at all of its locations? Responses: 325