

# 2020 Construction Outlook Survey Results

## Illinois

*Total Responses: 24 (out of 956 total). Responses varied for some questions. Percentages are based on responses to each question and may not sum to 100 due to rounding.*

1. Compared to 2019, do you expect the available dollar value of projects you compete for in 2020 to be (answer for all market areas in which your business operates):

Markets	Higher	Lower	Same	Net*	National
---------	--------	-------	------	------	----------

4. How would you describe your current situation in filling salaried and hourly craft positions?

--	--	--	--	--	--	--	--	--	--	--

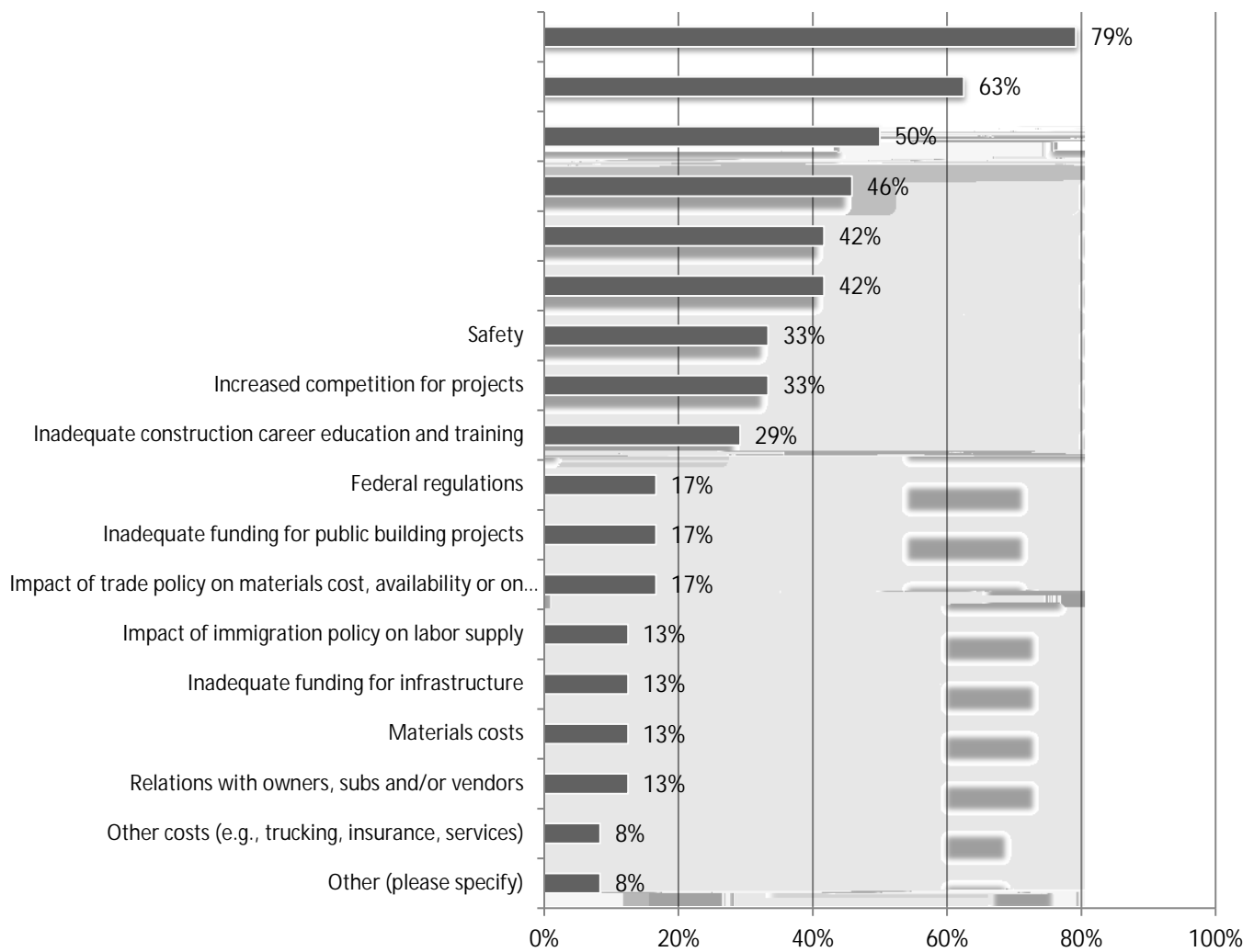
5. Do you expect any changes in the availability of hourly craft or salaried personnel over the coming 12 months?

6. Did your firm increase pay or benefits for salaried or hourly craft personnel in 2019 because of difficulty filling positions? (mark all that apply)

7. If your firm is experiencing staffing challenges, how would you describe the impact on your projects? (mark all that apply)

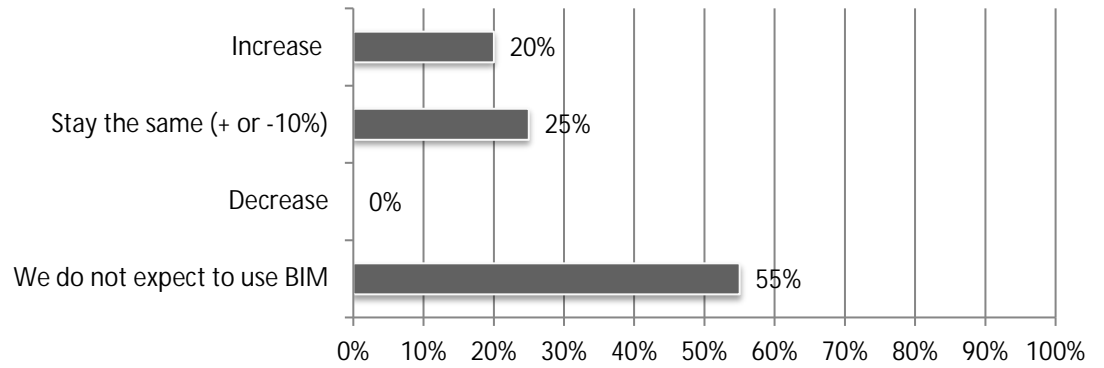
8. In the last year,

10. What are your biggest concerns for 2020 (mark all that apply)?

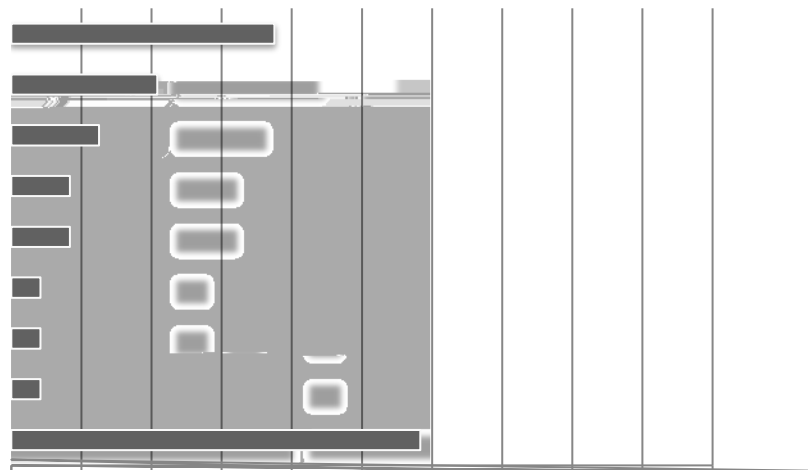


11. What challenges, if any, do you see regarding the safety and health of your firm's workers? (mark all that apply)

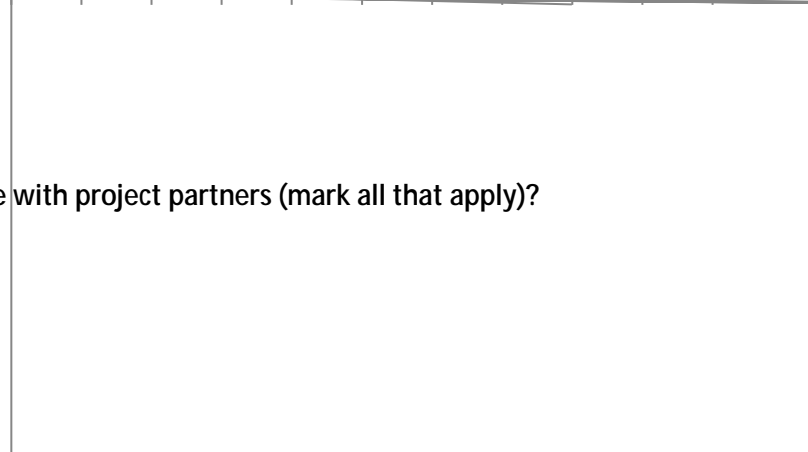
12. What change do you expect in 2020 in the number of your firm's projects that involve Building Information Modeling (BIM)?



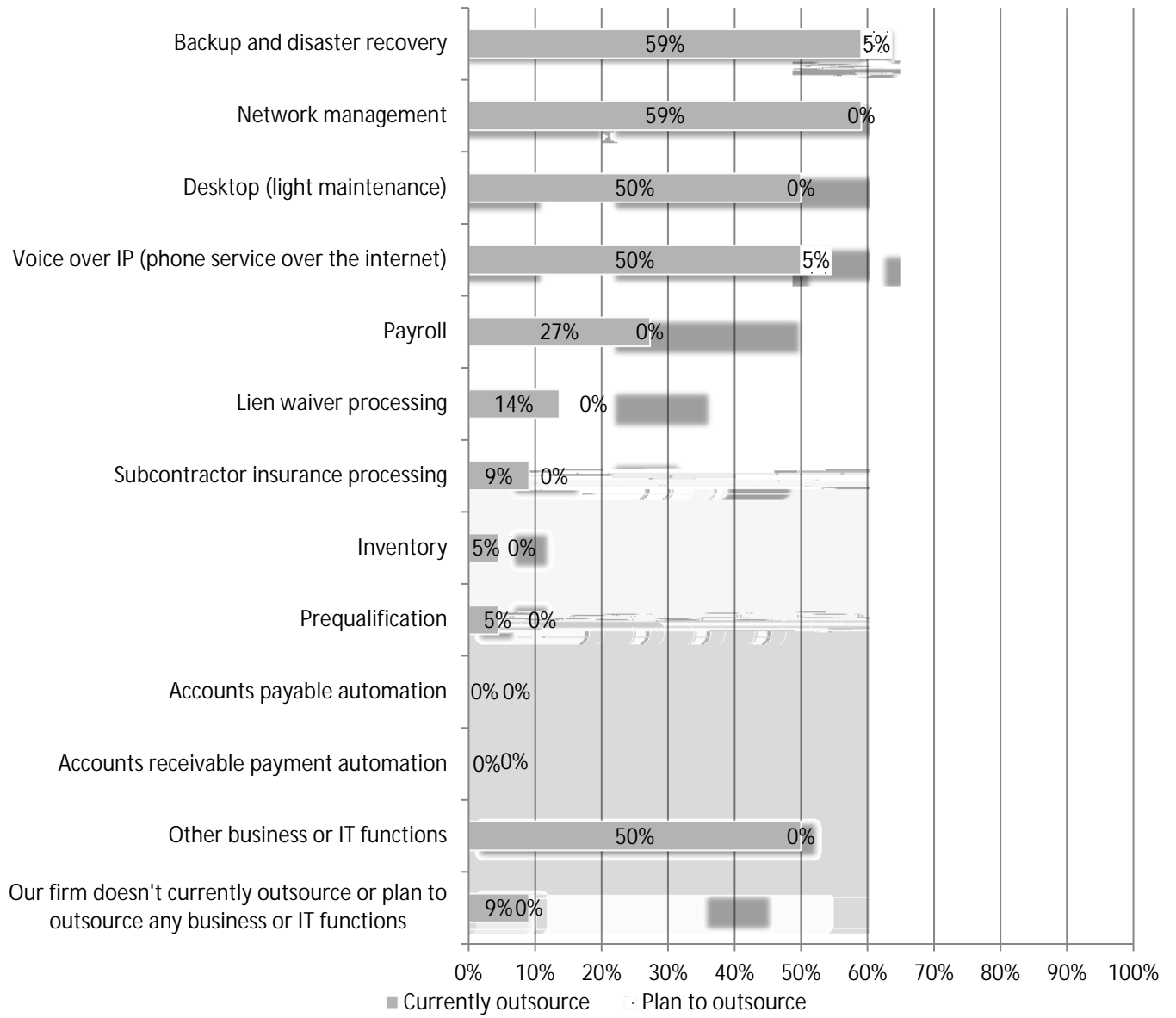
13. What is your firm using BIM for? (mark all that apply)



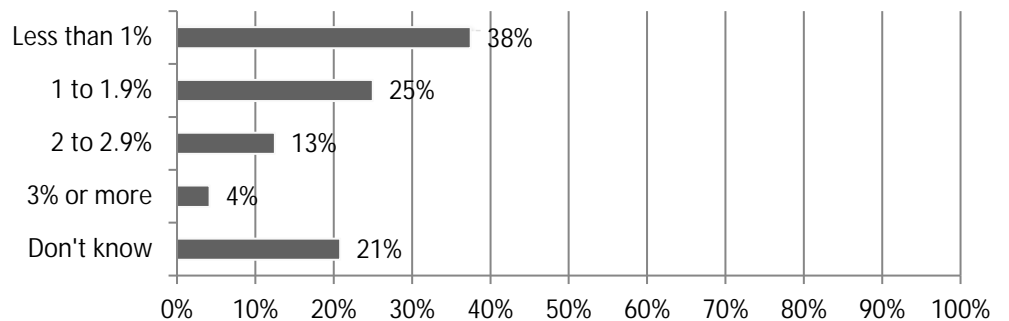
14. Does your firm use any of the following to collaborate with project partners (mark all that apply)?



15. What business or IT functions does your firm outsource or plan to outsource to a technology provider? (mark all that apply)



16. Approximately what percent of your firm's gross annual revenue is spent on IT?



17. Compared to 2019, how will your firm's 2020 investment in IT change?

18. Compared to 2019, how will your firm's 2020 investment in the following technologies change? (mark all that apply)

Technologies	Increase	Stay the same	Decrease	Don't know
Scheduling software	33%	56%	0%	11%
Project collaboration software	31%	56%	0%	13%
Building Information Modeling (BIM)	31%	46%	0%	23%
Fleet tracking/management software	29%	50%	7%	14%
Client relationship management (CRM) software	27%	53%	0%	20%
Project management software	24%	53%	12%	12%
Accounting software	19%	81%	0%	0%
Human resources (HR) software	17%	67%	8%	8%
Estimating software	15%	85%	0%	0%
Subcontractor bid management/ITB software	11%	67%	0%	22%
Payroll software	11%	89%	0%	0%
Document management software	10%	80%	0%	10%
Service management software	8%	67%	0%	25%
Prequalification software	7%	71%	7%	14%
				13%







